



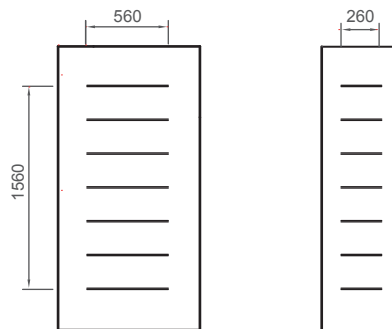
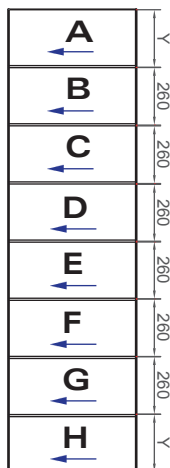
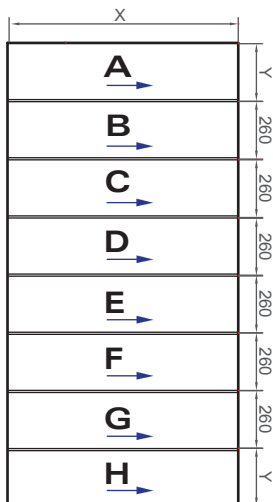
| | | |
|--------------------------|-----------------------------|--------------------------------|
| COD. Cliente / customer: | Numero ordine/order number: | Data/date: |
| | Compilato da/filled in: | Rif. diretto/direct reference: |

Inviare a / Send to: **p.dascenzo@ponzioaluminium.com** - fax. **085 9464260**

COLLEZIONE PLANA PLANA COLLECTION

MOMA 1531

CANTU' 1412



LATO INTERNO

liscio retro figurato inciso

colore

solo lato esterno

bifacciale esterno/interno

FINITURE PANNELLI

| CODICE | DESCRIZIONE |
|--------|-------------|
| A | |
| B | |
| C | |
| D | |
| E | |
| F | |
| G | |
| H | |
| I | |
| L | |

STRATIGRAFIA

| THF | H.I.++ |
|---|--------------------------------|
| <input type="checkbox"/> 7 mm | <input type="checkbox"/> 24 mm |
| <input type="checkbox"/> 8 mm Ponzio100 | <input type="checkbox"/> 30 mm |
| <input type="checkbox"/> 12 mm | <input type="checkbox"/> 35 mm |
| <input type="checkbox"/> 15 mm | <input type="checkbox"/> 40 mm |

DIMENSIONI

| | Larghezza | Altezza | Pezzi |
|--|-----------|---------|-------|
| <input type="checkbox"/> Standard | 980 | 2180 | |
| <input type="checkbox"/> Standard | 480 | 2180 | |
| <input type="checkbox"/> KIT Ponzio100 | 1200 | 2450 | |
| <input type="checkbox"/> Su misura | | | |
| <input type="checkbox"/> Su misura | | | |

FINITURE INSERTO

10 mm 2 mm

colore

ACCESSORI

| CODICE | DESCRIZIONE | PEZZI |
|--------|-------------|-------|
| | | |
| | | |
| | | |